



ELITE ACCESS
SOLUTIONS

PRODUCT GUIDE

Your Trusted Partner In Powered Access Hire.



0333 567 8932

www.eliteaccesssolutions.co.uk

hire@eliteaccesssolutions.co.uk

EAS

ELITE ACCESS SOLUTIONS

Elite Access Solutions was established with the mission of becoming your go-to provider for all site hire needs across the UK. Ensuring you receive the most competitive prices and best service available.

Backed by more than 20 years of combined experience in the hire industry, we recognise the importance of delivering seamless, stress-free solutions tailored to your requirements.

We pride ourselves on providing a highly personalised and attentive service, focused on meeting your specific needs and preferences.

we offer a flexible and agile approach, always ready to adapt to your evolving needs.

We take pride in offering a flexible and responsive approach to your hire needs across the UK.

We offer a reliable and cost-effective powered access platform hire service that includes:

- Electric Scissor Lifts
- Electric Boom Lifts
- Diesel Scissor Lifts
- Diesel Boom Lifts
- Tracked Access Platforms
- Self-Drive Van Mounts
- Push Around Verticals (PAVs)
- Plant Hire
- Access Platforms
- Tower Hire
- Tool Hire

One Point Of Contact

To enhance our communication and support, we've established a "one point of contact" system. This means you'll have a dedicated Account Manager who is committed to providing you with a seamless experience and ensuring that your requirements are met efficiently.



National Coverage

we are proud to offer comprehensive national coverage that ensures our services are accessible to clients across the country. Whether you're in a bustling city or a remote area, our dedicated team is equipped to meet your needs wherever you are. With a network of resources and a commitment to excellence, we deliver consistent, high-quality service no matter the location.



Expertise and Experience

With years of industry experience, our knowledgeable team is equipped to provide guidance on the best equipment for your specific needs. We understand the challenges you face and are here to help you overcome them.



CONTENTS

Discover our comprehensive range of powered access platforms and construction equipment for hire.

PUSH AROUND VERTICALS (PAV'S)

ELECTRIC SCISSOR LIFTS

DIESEL SCISSOR LIFTS

MAST BOOM LIFTS

ELECTRIC BOOM LIFTS

DIESEL BOOM LIFTS

BI-ENERGY BOOM LIFTS

ACCESS TOWERS & PLATFORMS

PLANT & TELEHANDLER HIRE

SITE EQUIPMENT

TRAINING

EAS
ELITE ACCESS SOLUTIONS

PUSH AROUND VERTICAL (PAV)



PECO

ECO


S3010P

POP UP IQ 10

**POWER
TOWER**

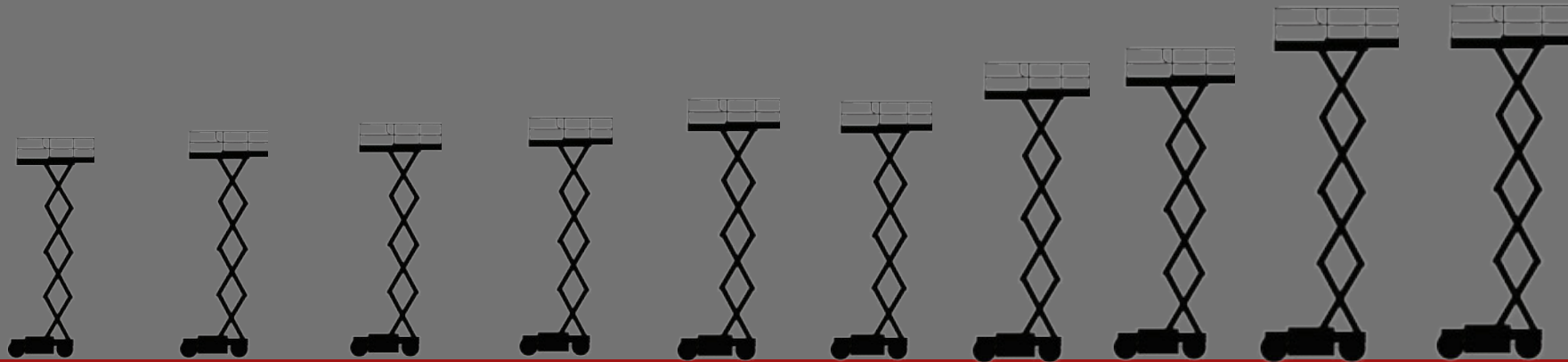
Working Height	3.50M	4.20M	5.00M	5.00M	5.10M
Platform Height	1.50M	2.20M	3.00M	3.00M	3.10M
Height Stowed	1.55M	1.94M	1.80M	1.75M	1.85M
Platform Length	0.72M	1.20M	1.20M	1.01M	1.52M
Machine width	0.70M	0.70M	0.75M	0.75M	0.78M
Machine Weight	180KG	305KG	370KG	394KG	340KG
Safe Working Load	150KG	150KG	240KG	240KG	250KG

ELECTRIC
SCISSOR
LIFTS



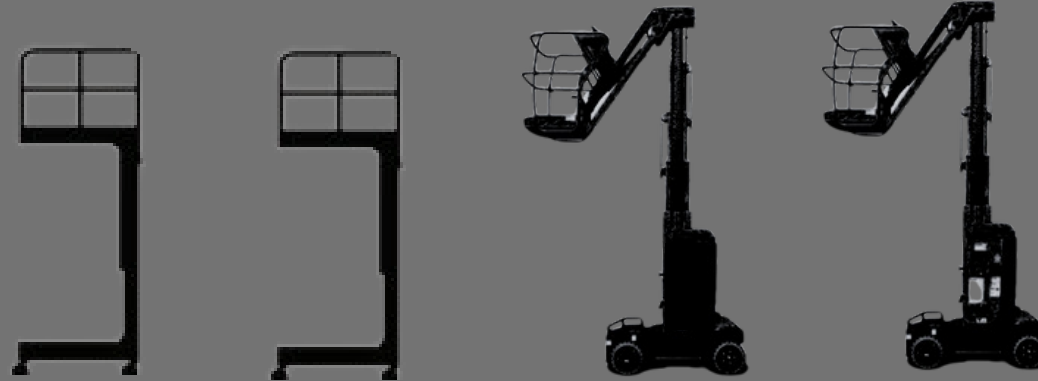
Working Height	7.80M	7.80M	9.77M	9.92M	10.00M	11.68M	13.80M	13.80M	15.70M	18.80M	22.0M
Platform Height	5.80M	5.80M	7.77M	7.92M	8.00M	9.68M	11.80M	11.80M	13.70M	16.80M	20.0M
Height Stowed	1.99M	1.83M	2.33M	2.36M	2.32M	2.36M	2.53M	2.59M	2.59M	3.40M	3.82M
Platform Length	1.78M	1.86M	2.30M	2.26M	2.48M	2.50M	2.41M	2.27M	2.64M	3.38M	4.72M
Machine width	0.81M	0.76M	0.81M	1.17M	1.15M	1.17M	1.19M	1.12M	1.12M	1.20M	1.25M
Machine Weight	1,193KG	1,580KG	2200KG	2,243KG	2,655KG	2,870KG	3,400KG	3,100KG	3,180KG	7,985KG	12,350KG
Safe Working Load	250KG	230KG	230KG	454KG	450KG	454KG	227KG	250KG	200KG	500KG	600KG

DIESEL SCISSOR LIFTS


6826RT
6832RT
3970RT
9243RT
9253RT
ZS5390RT
9664RT
2223RT
2825RT
3225RT

Working Height	9.90M	11.58M	12.00M	15.11M	18.15M	18.00M	21.51M	22.00M	28.00M	32.00M
Platform Height	7.90M	9.58M	10.00M	13.11M	16.15M	16.00M	19.51M	20.00M	26.00M	30.00M
Height Stowed	2.38M	2.51M	2.70M	2.70M	3.19M	2.03M	2.53M	3.75M	4.13M	4.13M
Platform Length	2.72M	2.72M	3.40M	4.31M	4.42M	3.98M	4.57M	4.80M	5.96M	6.73M
Machine width	1.70M	1.76M	1.80M	2.30M	2.30M	1.83M	2.44M	1.85M	2.50M	2.55M
Machine Weight	2,903KG	3,475KG	3,620KG	7,081KG	8,215KG	8,650KG	9,997KG	13,000KG	19,800KG	23,950KG
Safe Working Load	567KG	454KG	454KG	907KG	680KG	680KG	KG	750KG	1000KG	1000KG

MAST BOOM LIFTS



SJ16

SJ20

100VJR

AM11

	SJ16	SJ20	100VJR	AM11
Working Height	6.58M	7.77M	9.85M	11.20M
Platform Height	4.58M	5.94M	7.85M	9.20M
Height Stowed	1.76M	2.00M	1.99M	1.99M
Platform Length	1.37M	1.37M	2.82M	2.72M
Machine width	0.76M	0.80M	0.99M	1.00M
Machine Weight	996KG	1,107KG	4,900KG	2950KG
Max Working Outreach	-	-	3.15M	3.00M
Safe Working Load	227KG	159KG	200KG	200KG

ELECTRIC BOOM LIFTS



SJ30

A38E

Z45FE

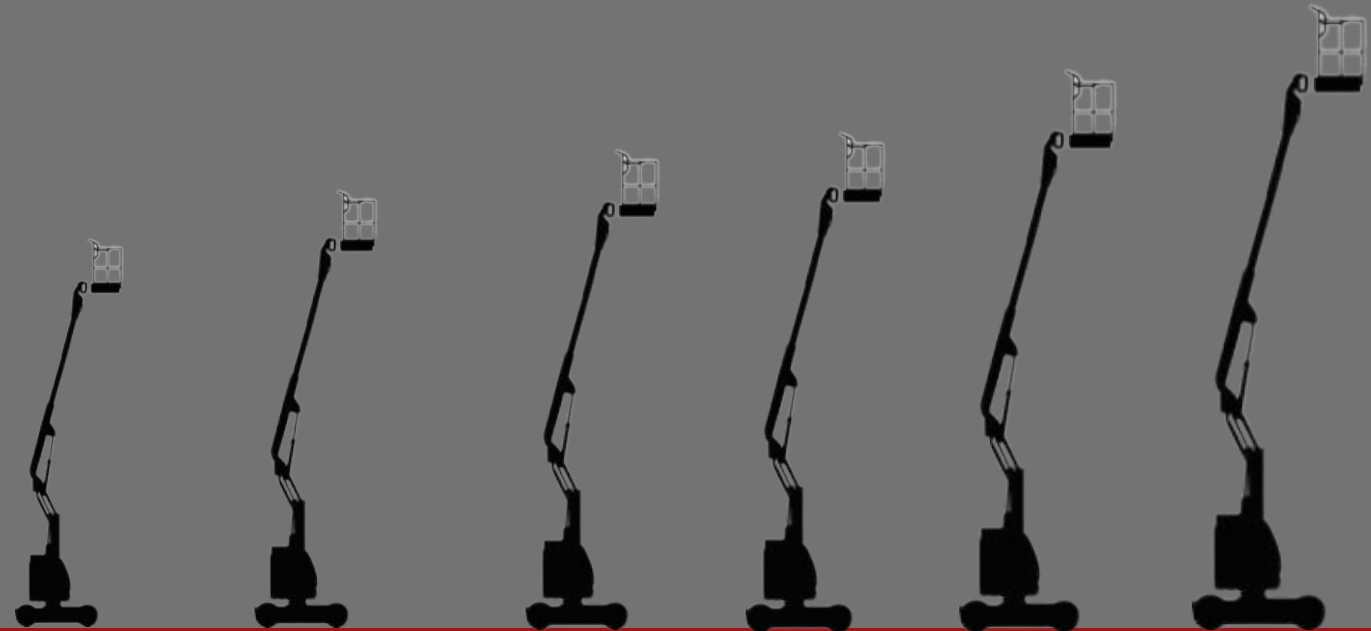
AB16EJ

BA16CERT2

Z60FE

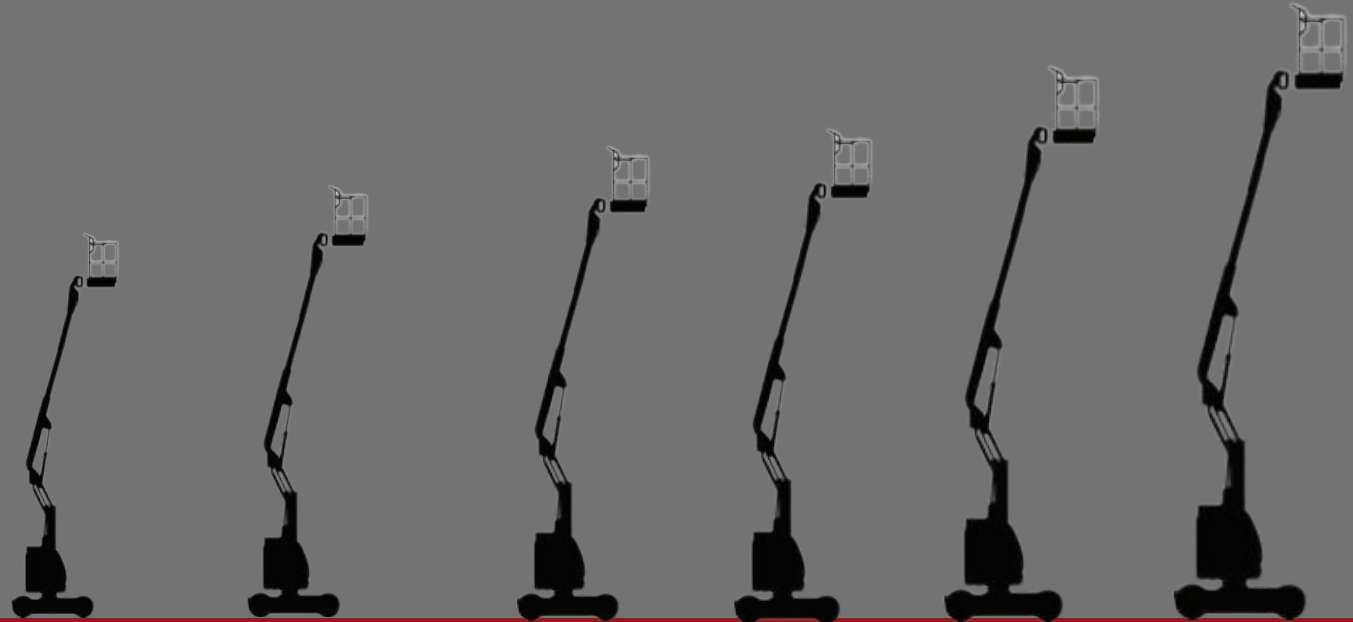
Working Height	11.00M	13.50M	15.94M	17.70M	16.27M	20.16M
Platform Height	9.00M	11.50M	13.94M	15.70M	14.27M	18.16M
Height Stowed	2.01M	2.00M	2.00M	2.00M	2.58M	2.54M
Platform Length	5.44M	4.10M	6.83M	6.80M	5.17M	8.15M
Machine width	1.19M	0.76M	1.79M	1.90M	2.44M	2.49M
Machine Weight	5,750KG	1,580KG	7394KG	7,300KG	8,300KG	7,756KG
Max Working Outreach	6.25M	6.1M	7.65M	9.30M	8.69M	11.15M
Safe Working Load	227KG	215KG	227KG	230KG	320KG	227KG

BI-FUEL BOOM LIFTS


HR124X4
HR12N
HR15
HR17
HR214X4
HR284X4

Working Height	12.10M	12.10M	15.50M	17.00M	20.80M	28.00M
Platform Height	10.10M	10.10M	13.50M	15.00M	18.80M	26.00M
Height Stowed	1.99M	1.90M	1.99M	1.99M	2.18M	2.70KG
Platform Length	4.05M	4.10M	4.93M	4.93M	5.47M	9.28M
Machine width	1.60M	1.50M	1.50M	1.50M	2.27M	2.49M
Machine Weight	3,450KG	3,435KG	7,250KG	7,780KG	6,680KG	14,460KG
Max Working Outreach	6.40M	6.1M	9.70M	9.70M	13.00M	19.00M
Safe Working Load	227KG	200KG	225KG	225KG	320KG	280KG

BI-FUEL BOOM LIFTS



HR124X4

HR12N

HR15

HR17

HR214X4

HR284X4

Working Height	12.10M	12.10M	15.50M	17.00M	20.80M	28.00M
Platform Height	10.10M	10.10M	13.50M	15.00M	18.80M	26.00M
Height Stowed	1.99M	1.90M	1.99M	1.99M	2.18M	2.70KG
Platform Length	4.05M	4.10M	4.93M	4.93M	5.47M	9.28M
Machine width	1.60M	1.50M	1.50M	1.50M	2.27M	2.49M
Machine Weight	3,450KG	3,435KG	7,250KG	7,780KG	6,680KG	14,460KG
Max Working Outreach	6.40M	6.1M	9.70M	9.70M	13.00M	19.00M
Safe Working Load	227KG	200KG	225KG	225KG	320KG	280KG

Access Towers & Platforms

Our selection of scaffold towers and platform equipment is a dependable choice for any work environment. With a variety of sturdy, easy-to-assemble access towers and platforms available for hire, you can be up and running in just minutes.

These scaffold towers and platforms provide essential access for tasks like building renovations, decorating, lighting installations, and more. No matter if your project is indoors or outdoors, we have the ideal platform or access tower to meet your needs. If you require assistance in choosing the right scaffold tower, don't hesitate to reach out to Hire Desk experts, who are ready and eager to help!



Single Width Access Towers



Double Width Access Towers



Stairwell Towers



Mitower One Man Towers

Plant & Telehandler Hire

Telehandler Hire

Telehandlers, or telescopic handlers, are versatile pieces of equipment commonly used in construction, agriculture, and industrial applications. They feature an extendable boom that can reach heights ranging from 5 meters to 20 meters, making them ideal for lifting materials and equipment to elevated areas.



Excavator Hire

Whether you use them for site prep, loading, trenching, or placing pipe, our expansive line up of hydraulic excavators have you covered.



Dumpers

Explore the comprehensive range of dumpers suitable for all types of construction and site work. Our selection includes Tracked, Hi Tip, Cabbed, swivel, and forward tip dumpers in a variety of sizes and capacities from 0.5t to 10t, ensuring that we can cater to all of your project needs.



Site Equipment

Elite Access Solutions offers a diverse selection of construction equipment for hire, ensuring quick delivery to your site when you need it. Our inventory includes skips, telehandlers, diggers, forklifts, portable toilets, hoists, non-mechanical work platforms, generators, heating equipment, concrete mixers, and dehumidifiers. If you're ever in need of a specific piece of equipment for your project, we're here to assist you.



Small Tool Hire



Mixers



Barriers



Heras Fencing



Containers & Toilet Blocks

Training

Our Working at Height Training courses are designed to equip participants with the essential skills and knowledge needed to work safely at elevated levels. Our training courses are ideal for anyone involved in construction, maintenance, or any industry where working at height is necessary. Ensure your team's safety and compliance—Contact our dedicated Hire Team today for all your Training enquiries!.

Contact our Hire Team today for all your training enquiries.



HARNESSES

Elite Access Solutions provide a variety of harness kits, each equipped with a lanyard, designed to meet all your requirements.



FALL PROTECTION



contact our Hire Team or your Account manager to order.

EAS
ELITE ACCESS SOLUTIONS



0333 5678 932
hire@eliteaccesssolutions.co.uk

Company number: 16104407

Elite Access Solutions (EAS) Limited